



TO ALL LANDBASED OVERSEAS WORK APPLICANTS

STEPS:

1. Log on to www.peos.poea.gov.ph for PEOS Online platforms.
2. Filled the Register For PEOS Online
To create your account

Register For PEOS Online
Registration for Household Service Workers, [click here](#).

For all others, register below.

Chazzy
Chua
Chaze

Birthdays: Feb 25 1982

Intent: Pre-Employment Requirement

chazzychaze@yahoo.com

I have read and agreed to the [Privacy Policy](#) of PEOS Online.

PEOS Online registration also allows you to sign up for a JobStreet.com account. Use this to search and apply for overseas jobs from POEA-Licensed agencies. For existing members, you may use your JobStreet.com account to sign in.

Create Account

Already a member? [Login to your account](#) or [Login with JobStreet.com](#)

Sample Registration for PEOS online

For Additional Info of the Applicant

POEA - Pre-Employment

peos.poea.gov.ph/professionals/index.php/peos/information

HOME LEARNING MODULES POEA OVERSEAS JOBS LOG OUT @JOBSTREET.COM

Information Home / Information

Please complete the following details to continue with your registration

More Information

Tell us more about you.

Gender Male Female

Location Overseas Philippines
Please choose your current location

Enter current location
Identify your current province. Ex: Metro Manila

Specialization
Identify your current working specialization. Ex: Nurse

Proceed

3. After Registration you need to **READ** and **ANSWER** the **LEARNING MODULE DASHBOARD**

CLICK the PEOS Learning Modules 1

Learning Modules | POEA

peos.poea.gov.ph/professionals/index.php/peos/dashboard

HOME LEARNING MODULES POEA OVERSEAS JOBS LOG OUT @JOBSTREET.COM

Welcome, CHAZZY CHUA CHAZE Home / Dashboard

Learning Modules Dashboard

Access modules in **Tagalog**

Welcome to the POEA Pre-Employment Orientation Seminar (PEOS) Online – this site is designed to provide easy, convenient, and quality information on overseas employment. Stay safe against illegal recruitment by completing the PEOS Online.

How can I take the PEOS Online?

1. REGISTER. Sign up and log-in with your details to access the learning modules in the website. Existing members of JobStreet.com may also use their account to access the PEOS Online.
2. TAKE THE LEARNING MODULES. Complete all of the right (8) self-learning modules. Each module takes approximately seven (7) minutes to complete.
3. REVIEW YOUR LEARNINGS. Take the review at the end of each module. Answer all the questions and get at least 3 correct answers out of the 5 questions to proceed.
4. PRINT YOUR PEOS CERTIFICATE. Save and print a copy of your PEOS certificate and include this in your pre-employment processing with POEA.

You can now start with your PEOS ONLINE!

Note:
Registration to PEOS Online also allows you to register for a JobStreet.com account which you can use to browse overseas jobs from POEA-Licensed Agencies. We'll send you an e-mail to validate this.

PEOS Learning Modules

1 **MODULE 1 - PRICEST**
Contains general information about concerns when working overseas such as physical mobility, relationships, income & expenses, career movement & direction, environment, skill set, and time.

2 **Why take the PEOS Online?**
Convenient
Take the training modules anytime, anywhere and print your certificate right after completion!


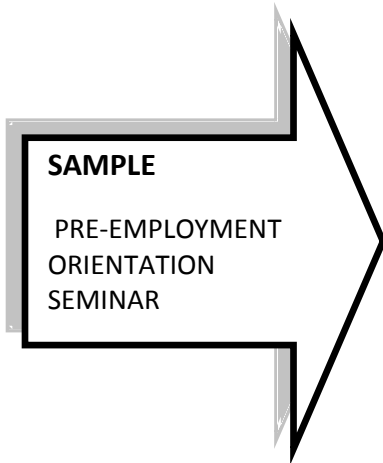
JobStreet.com Overseas Jobs




4. After ANSWERING all The MODULES 1 to 8
You need to PRINT your

PRE-EMPLOYMENT
ORIENTATION SEMINAR

SECURE THE PEOS
Certificate No.



NO 00103954


 REPUBLIC OF THE PHILIPPINES
 DEPARTMENT OF LABOR AND EMPLOYMENT
 PHILIPPINE OVERSEAS EMPLOYMENT ADMINISTRATION

PRE-EMPLOYMENT ORIENTATION SEMINAR

NAME CHAZE, CHAZZY CO-CHUA

COMPLETION DATE 2016-June-6 5:14 PM

Handwritten Signature
MARILYN J. CADAC
CHIEF, PEOS

DECLARATION

I declare that:

I have read and understood the eight (8) learning modules of the PEOS Online, and I have completed all the modules without the help of anybody else.

I attest to the truth of the foregoing declaration.

(sgd). CHAZZY CO-CHUA CHAZE

10 REMINDERS TO AVOID ILLEGAL RECRUITMENT

1. APPLY ONLY WITH LICENSED RECRUITMENT AGENCIES. DON'T APPLY WITH CONSULTANCY FIRMS, TRAINING CENTERS, TRAVEL AGENCIES, AND FOUNDATIONS THAT PROMISE JOBS ABROAD.
2. CHECK WITH POEA WHETHER THE POSITION YOU ARE APPLYING FOR HAS AN APPROVED JOB ORDER.
3. TRANACT ONLY WITH AUTHORIZED REPRESENTATIVE OF A LICENSED AGENCY.
4. TRANACT BUSINESS ONLY AT THE REGISTERED ADDRESS OF THE AGENCY.
5. PAY ONLY THE ALLOWABLE PLACEMENT FEE. IT SHOULD BE EQUIVALENT TO ONE MONTH SALARY, EXCEPT IN CASES WHERE CHARGING OF PLACEMENT FEES IS PROHIBITED.
6. PAY THE PLACEMENT FEE ONLY AFTER YOU HAVE SIGNED AN EMPLOYMENT CONTRACT. DEMAND AN OFFICIAL RECEIPT REFLECTING THE ACTUAL AMOUNT PAID AND PURPOSE FOR WHICH PAYMENT WAS MADE.